








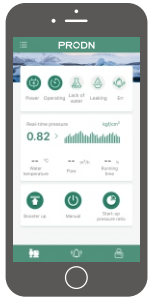


INTELLIGENT INVERTER WATER PUMP

CHM-H Multi-stage Centrifugal Pump

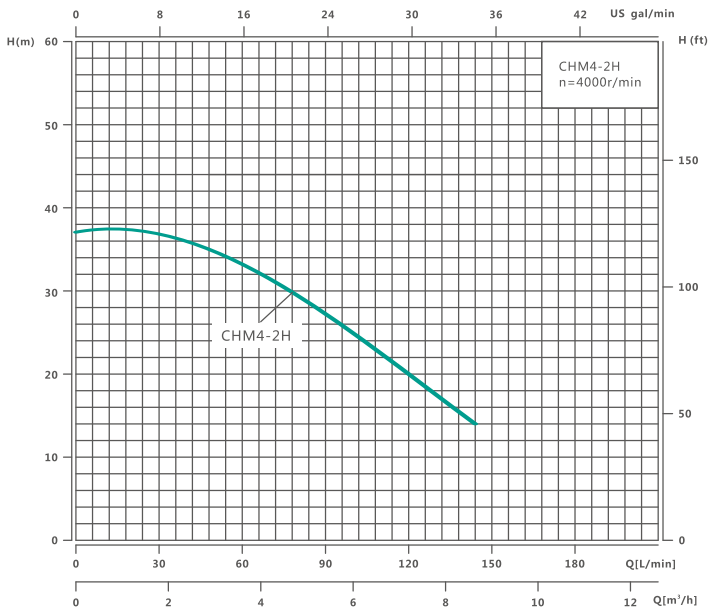
-  APP wifi
-  Permanent magnet motor
-  Integrated design
-  Constant pressure
-  LCD display screen
-  Adjustable pressure
-  High flow rate
-  Energy saving
-  Multi-function
-  Low noise



APP



PERFORMANCE CURVE

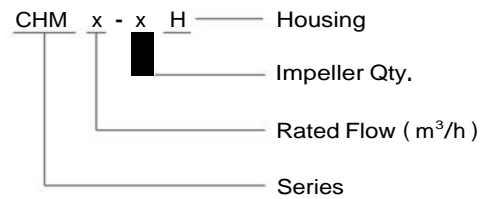


PERFORMANCE DATA

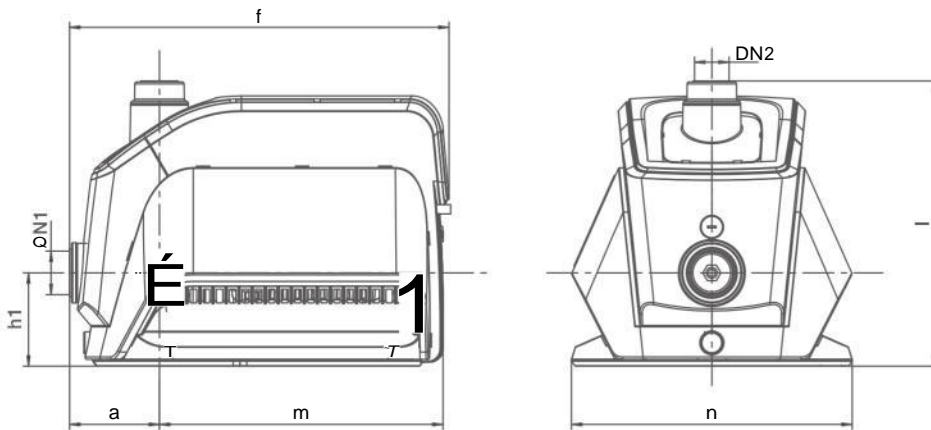
| Model | Power KW | Current A | Rated.Q m³/h | Max.Q m³/h | Rated.H m | Max.H m | Optimal working point kgf/cm² |
|---------|----------|-----------|--------------|------------|-----------|---------|-------------------------------|
| CHM4-2H | 0.75 | 8.0 | 4.0 | 8.0 | 30 | 37 | 1.5-3.5 |



MODEL INSTRUCTION



INSTALLATION DIMENSIONE



| Model | DN1 | DN2 | Dimensions (mm) | | | | | | Carton size (mm) | G.W. kg |
|---------|------|-----|-------------------|-----|----|-----|-----|-----|--------------------|---------|
| | | | a | f | h1 | l | m | n | | |
| CHM4-2H | G114 | G1 | 86.5 | 366 | 90 | 275 | 273 | 271 | 433x330X320 | 11 |

WORKING RANGE

Liquid: clean liquids without suspended solids, non-aggressive
 Liquid temperature: 0°C ~ 60°C
 Ambient temperature: <40°C
 Maximum pressure: 10 bar
 Continuous Service: S1
 Insulation: B
 Protection: IP X4

APPLICATIONS

Household water supply
 Water supply System
 Cooling system
 Boost system



304 S.S Impeller



Controller



Electronic pressure transmitter



S.S Pump body



Sealing stator



Sealing rotor